



Disclaimer

1. General information

AlpsCon GmbH provides an AI-supported trading platform in the Web3 sector.

Important: We do not offer financial services, investment advice or profit guarantees.

Users act on their own responsibility all transactions are publicly viewable via the Binance Smart Chain (BSC).

2. Liability disclaimer

AlpsCon does not guarantee any profits and is not liable for losses, technical errors, or market volatility. Use is at your own risk.

3. No financial or investment advice

All information provided is for technical use of the platform only and does not replace professional investment, tax, or legal advice.

4. External links & third-party providers

AlpsCon accepts no liability for external content and KYC checks via Sumsb.

5. Security & personal responsibility

AlpsCon does not store private keys or security-critical data. Users are responsible for the security of their wallets. Risks such as cyber attacks or technical errors remain.

6. Use of the ALPS token

ALPS is a utility token and not a financial product. AlpsCon does not guarantee liquidity or exchange rates.

7. Changes

We reserve the right to amend this disclaimer at any time.

Changes will be communicated at least 30 days before they come into effect.

8. Final note

By using the platform, users agree to accept this disclaimer in full and bear full responsibility for their actions.





ALPSCON[®]

WHERE DREAMS AND GROWTH ARE LIMITLESS!



Agenda





AlpsCon Management team



Robert Rieder

Chief Executive Officer,
Compliance Manager &
Co-Founder



Christian Feiersinger

Founder, Chief Technology
Officer, Systemarchitekt &
Head of Operations



David Rieder

Chief Marketing Officer,
Head of Sales & Co-Founder



ROADMAP

Strategic launch

Launch of our quantitative trading system

Research & Development

Innovation labs set up to drive forward continuous and automated trading technologies

TRAI development

our pioneering AI-driven trading platform

Trading launch & expansion

End of testing phases/ start with retail / expansion of sales team / development of marketing

2017

2020

2022

2025

2019

2021

2024

Platform release
of Tradeoshi International

Trading strategies
Orders from institutional investors, CV and hedge funds, to design customized trading strategies

Important milestone
Development of smart contracts / Training with billions of data / First major breakthrough for AlpsCon AI



AI facts

- 1 7 years of development - investment of over €800,000 in state-of-the-art AI technology
- 2 10 billion parameters - one of the largest specialized AI in trading
- 3 24/7 automated trading - more than 200 trades per day in real time
- 4 Up to 15 AIs in use at the same time in different markets
- 5 AI-based risk management
- 6 Decentralized platform & blockchain integration - maximum security & transparency





Vision

Being one of the best trading AIs in the world



2 million € turnover achieve by 2026

Reach 10,000 active customers in the first year

Global expansion - international rollout



Conquest of various markets (commodities such as gold, silver, oil, etc.)

Establishing a community and ticket support





Technology



Meta Learning

AI learns how to learn and adapts dynamically to new market situations.



Multi-agent Systems

Various specialized AI models work together.



Deep Reinforcement Learning

The AI optimizes itself for maximum profits.



Multi-Encoder System

Recognizes patterns and trends over different time periods.




Channel-based trading

Multiple positions simultaneously for maximum diversification.



Smart Contract Integration

Secure, transparent profits through DeFi & blockchain technology.





Matrix

Model	Parameters	Technology	Strengths	Weaknesses
AlpsCon	10 billion	HML / MAS / DRL / Transformer, CNNs, LSTMs	Extremely high adaptability, real-time trading	High computing requirements
Hedge fund-based models	500 million to 1 billion	Data science aggregation, ML- based predictions	Good forecasts for long-term strategies, large amounts of data integrated	Less real-time optimization, often black-box-models
Crypto trading bots with AI elements	10 - 100 million	Rule-based strategies with ML support and backtesting	User-friendly, quick integration into existing markets	Limited learning ability, often little dynamic adaptation

AlpsCon quant trading AI | LIVE AI TRADING RESULTS |



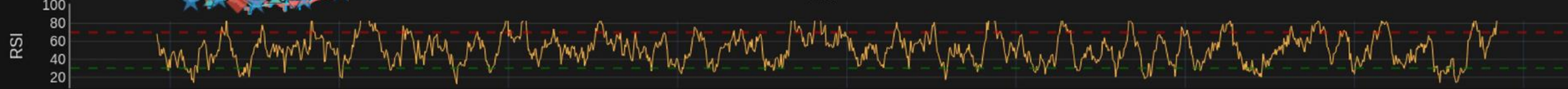
Price & Trades



Volume



RSI



Portfolio Value



Total Profit



- Price
- Volume
- RSI
- 20 MA
- 50 MA
- Portfolio Value
- Total Profit
- Long Trade (Profit: -0.22%)
- Long Trade (Profit: 0.28%)
- Long Trade (Profit: 0.19%)
- Short Trade (Profit: 0.88%)
- Long Trade (Profit: -0.13%)
- Long Trade (Profit: 1.25%)
- Long Trade (Profit: -0.14%)
- Long Trade (Profit: -0.01%)
- Long Trade (Profit: 0.43%)
- Long Trade (Profit: -0.34%)
- Long Trade (Profit: -0.18%)
- Long Trade (Profit: 0.26%)
- Long Trade (Profit: -0.72%)
- Long Trade (Profit: 0.34%)
- Long Trade (Profit: 0.36%)
- Short Trade (Profit: -1.13%)
- Short Trade (Profit: -0.32%)
- Long Trade (Profit: 0.00%)
- Long Trade (Profit: -0.14%)
- Long Trade (Profit: 0.10%)
- Long Trade (Profit: -0.08%)
- Long Trade (Profit: 0.14%)
- Long Trade (Profit: 0.71%)
- Long Trade (Profit: -0.49%)
- Long Trade (Profit: 0.28%)
- Long Trade (Profit: 0.09%)
- Short Trade (Profit: -0.40%)
- Long Trade (Profit: 0.02%)
- Short Trade (Profit: 0.39%)
- Long Trade (Profit: 0.26%)
- Long Trade (Profit: 0.13%)
- Long Trade (Profit: 0.20%)
- Short Trade (Profit: -0.23%)
- Long Trade (Profit: 0.11%)
- Long Trade (Profit: 0.29%)
- Long Trade (Profit: 0.21%)
- Long Trade (Profit: 0.40%)
- Long Trade (Profit: 0.09%)

AlpsCon quant trading AI | LIVE AI TRADING RESULTS |



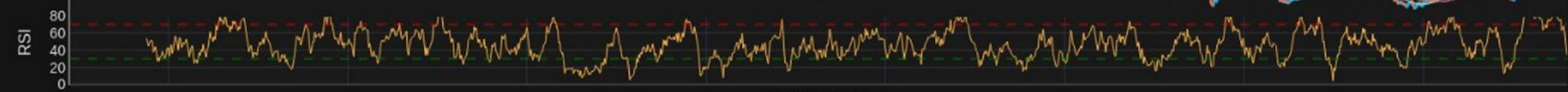
Price & Trades



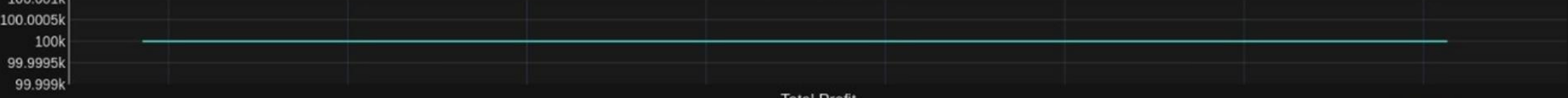
Volume



RSI



Portfolio Value



Total Profit



- Price
- Volume
- RSI
- 20 MA
- 50 MA
- Portfolio Value
- Total Profit
- Short Trade (Profit: 0.11%)
- Short Trade (Profit: 0.38%)
- Short Trade (Profit: -0.34%)
- Long Trade (Profit: 0.20%)
- Short Trade (Profit: 0.50%)
- Short Trade (Profit: 0.25%)
- Short Trade (Profit: 0.08%)
- Short Trade (Profit: 0.28%)
- Short Trade (Profit: -0.22%)
- Long Trade (Profit: 0.17%)
- Short Trade (Profit: 0.03%)
- Short Trade (Profit: 0.41%)
- Short Trade (Profit: 1.26%)
- Short Trade (Profit: 0.29%)
- Short Trade (Profit: 0.89%)
- Short Trade (Profit: 0.42%)
- Short Trade (Profit: -0.30%)
- Short Trade (Profit: 1.26%)
- Short Trade (Profit: 0.87%)
- Short Trade (Profit: 0.38%)
- Short Trade (Profit: 1.11%)
- Short Trade (Profit: 0.22%)
- Long Trade (Profit: 0.64%)

15:00
Jan 26, 2025

18:00

21:00

00:00
Jan 27, 2025

03:00

06:00

09:00

12:00

Date



**Profit
potential**



Annually

Average 100–300%

(with stable performance and the use of exponential growth)





Profit 2025



Profit
9.500.000 \$

Customers
8.000

Payment per week
500.000 \$

Capital in AI
29 Millionen \$



Kapitalentwicklung Übersicht

2025 2026 2027 2028 2029



Prognose Kapital



Kapitalentwicklung Übersicht

2025 2026 2027 2028 2029





Fee structure

8 %

Deposit fee

This fee is charged for each external deposit. (Innovators are exempt from this fee).

3 %

Swap fee

This fee is charged for each exchange between ALPS and other cryptocurrencies (such as USDT, USDC, BTC, ETH) for deposits and withdrawals.

1,4 %

Usage fee

Billing is done monthly based on the active amount.

4 %

Autocompound fee

When using the auto-compound function (exponential growth), this fee is charged weekly on the profit generated.

5 %

Withdrawal fee

This fee is charged on the withdrawal amount for each withdrawal.

Rangtabelle



Level	Direct Sales Bonus	Commissions (CV) PV	PV Requirement (weaker Leg)	Direct Volume (D.PV)	PR-Points	Direkt Members Downline (Level 2 or higher)	Weekly Max Pay (\$/ALPS)	Monthly	Level Bonus
Level 1: Starter		-	-			-	-	-	-
Level 2: Member	3%	-	-	500\$			-	-	-
Level 3: Star	3%	2,25%	5.000\$	5.000\$	100\$	3	50\$	200\$	50\$
Level 4: Stahl	3%	2,5%	8.500\$	8.500\$	125\$	6	225\$	900\$	75\$
Level 5: Bronze	3%	2,75%	12.000\$	12.000\$	150\$	8	400\$	1.600\$	100\$
Level 6: Silver	3%	3%	25.000\$	25.000\$	300\$	14	600\$	2.400\$	150\$
Level 7: Gold	3%	3,25%	45.000\$	40.000\$	500\$	20	800\$	3.200\$	200\$
Level 8: Platinum	3%	3,50%	80.000\$	60.000\$	800\$	25	1.000\$	4.000\$	250\$
Level 9: Ruby	3%	3,75%	250.000\$	100.000\$	1.200\$	30	1.400\$	5.600\$	500\$
Level 10: Emerald	3%	4%	1.000.000\$	140.000\$	1.400\$	40	1.800\$	7.200\$	650\$
Level 11: Diamond	3%	4,15%	1.500.000\$	180.000\$	1.600\$	55	2.500\$	10.000\$	850\$
Level 12: Purple Diamond	3%	4,25%	3.500.000\$	230.000\$	1.800\$	2 (at Level 9)	3.500\$	14.000\$	1000\$
Level 13: White Diamond	3%	4,35%	6.000.000\$	300.000\$	2.000\$	2 (at Level 9)	6.500\$	26.000\$	1200\$
Level 14: Crown Diamond	3%	4,50%	8.500.000\$	400.000\$	2.200\$	2 (at Level 10)	10.000\$	40.000\$	1500\$
Level 15 Royal Diamond	3%	4,75%	12.000.000\$	550.000\$	2.400\$	2 (at Level 12)	15.000\$	60.000\$	2000\$
Level 16 Legend	3%	5%	15.000.000\$	1.000.000\$	2.600\$	2 (at Level 14)	25.000\$	100.000\$	3000\$

PV Requirement = Point Volume -/- D.PV = Direct Personal Volume -/- Level Bonus = one off payment -/- CV = Commission Volume -/- PR-Points = Personal Requirement Points



Milestones

AlpsCon Turnover:
1.000.000\$

International in
58 countries

Growth / Week:
Customer: 200

Growth / Week
\$: 1.000.000 – 1.500.000

Profit potential:
In average p.a.
100-300%


Legally audited:
Platform, token & referral
model






Contact & Imprint


AlpsCon GmbH



Christian Feiersinger
CTO, Founder



David Rieder
CMO, Head of Sales



Robert Rieder
CEO

Bösch 73
CH-6331 Hünenberg ZG
Switzerland

Email: office@alpscon.ai
Website: alpscon.ai

UID: CHE-171.537.490

